





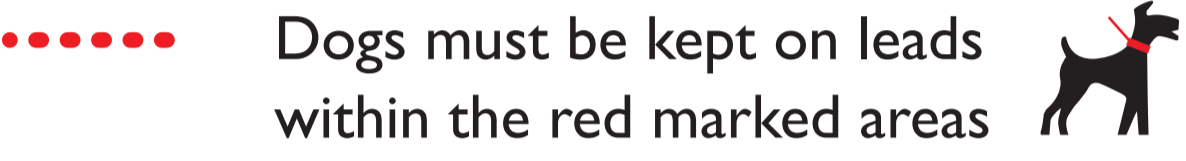



KEY

-  Woodland
-  Grassland
-  Water areas
-  Horse route
-  Informal path
-  Surfaced path - Suitable for wheelchairs, pushchairs and cycles
-  Dogs must be kept on leads within the red marked areas 

Remember. The lakes are deep and can be very cold. Swimming is only permitted in organised groups. Stay off ice in the winter. Please keep to foot paths and supervise children closely.



MCP Emergency Locations

- Defibrillator Located At The Office
 [pose.fine.takes](#)
- Main Gate
 [front.asking.blitz](#)
- Emergency Vehicle Access Gate 1
 [tiles.issues.party](#)
- Emergency Vehicle Access Gate 2
 [funnels.ratty.eagle](#)
- The Wild Place
 [dame.washed.extra](#)

 [what3words](#)